

August 15, 2017

2016-2017 ANNUAL REPORT
Clinical Mental Health Counseling
Adult and Graduate Studies

This report is a brief summary of our on-going program evaluation efforts and is intended for current students, alumni, site supervisors and employers of alumni. Each group provided essential feedback that helped us better understand our successes and areas needing improvement. We thank you for your candid responses and many suggestions. By your participation, Montreat College CMHC program will soon be considered for accreditation by the Council for Accreditation of Counseling and Related Educational Programs (CACREP). We trust this report will also be useful to applicants, faculty, staff, administrators, and the general public.

Respectfully,
The CMHC Faculty

The Assessment Process

Every August we survey New Students, Graduating Students, Alumni, Site Supervisors, and Employers of our graduates to gauge the effectiveness of our program¹. As faculty, we ask ourselves, “Are we teaching our students the skills and theories that need to become Licensed Professional Counselors in North Carolina”? As soon as students enter the program we begin to evaluate their progress. This is accomplished through students’ grades, analysis of end of course rubrics, and results of the exit examination (CPCE). We also assess Student Learning Outcomes (SLOs) that measure essential counseling competencies for entry-level clinical mental health counselors and students’ portfolio. CMHC Faculty begin the review these program assessment data to determine what we are doing well and where there are opportunities for improvement. We identify changes to make with curriculum, staffing, policy, and procedures and establish a timeline for the changes.

Program Milestones & Changes 2016-2017

In August 2016, faculty received a detailed response to the CACREP Self-Study which had been submitted the preceding June. The CACREP response lauded the program for its academic rigor and excellent student instruction, but noted that it lacked comprehensive student and programmatic assessment processes.

¹ Results of all surveys are available upon request. Please send your request to the CMHC Program Director: john-nelson.pope@montreat.edu.

After discussing the contents of the findings, faculty embarked on the process of bringing the program into compliance with the 2009 CACREP Standards. These efforts brought a Site Visit in June by a CACREP team. Based on the Site Team's report and the program's subsequent response, the CACREP Board, during its meeting January 2018, will decide whether accreditation should be granted.

The following changes have occurred:

- Creation of Counseling Clinics for the program at Asheville, Charlotte, and Morganton
 - Cameras, recording equipment, and furniture were purchased and installed.
- Developed assessment instruments, such as:
 - Stakeholder surveys
 - Current students
 - Site supervisors
 - Alumni
 - Employers
 - Comprehensive Assessment Plan for students
 - Student Learning Objectives (SLOs)
 - Developed effective rubrics to evaluate student knowledge and skill
 - Comprehensive Programmatic Plan
 - Curricula revision
 - Develop effective rubrics to evaluate programmatic effectiveness
 - Developed remediation procedures
 - Revised or created new handbooks.
- More counseling courses are being taught by core faculty with CACREP accredited degrees than by adjuncts.
- The Full-Time Equivalency (FTE) which measures instructor-student ratios is now within CACREP standards.

2016-2017 Program/Student Outcomes

<p>Current Programs</p> <p>M.A. Clinical Mental Health Counseling (60 hours)</p>	<p>Accreditation</p> <p>Masters (MA) program accredited by: Southern Association of Colleges and Schools (SACS) Approved NBCC Continuing Education Provider</p> <p>Counseling Program Pursuing CACREP Accreditation</p>								
<p>Faculty</p> <p><i>Three full time faculty²</i> <i>Three affiliate faculty</i> <i>Eleven adjunct faculty</i></p>	<p>Enrollment</p> <p>CMHC Program</p> <p>79</p>								
<p>Average Class Size</p> <p>Academic Courses – 5 students Fieldwork Courses – 3-8 students</p>	<p>Number of Graduates</p> <p>June 1, 2016 –May 31, 2017</p> <p>38</p>								
<p>Program Completion Rates for 2016-2017</p> <p>Clinical Mental Health – 97%</p>	<p>Job Placement Rates:</p> <p>2014-2015 - 100% 2015-2016 – 100% 2016-2017 - 92%</p>								
<p>CPCE Pass Rates</p> <table border="1"> <tr> <td>2014</td><td>100%</td></tr> <tr> <td>2015</td><td>94%</td></tr> <tr> <td>2016</td><td>NA</td></tr> <tr> <td>2017</td><td>NA</td></tr> </table>	2014	100%	2015	94%	2016	NA	2017	NA	<p>Number of applications for the Master's program from Spring 2016 to Spring 2017</p> <p>52</p> <p>Number of students matriculating CMHC program - Spring 2016 to Spring 2017</p> <p>22</p>
2014	100%								
2015	94%								
2016	NA								
2017	NA								
<p>Graduates Who Have Pursued Licensure³</p> <p>LPCA-16⁴ LPC-2 LCAS-3</p>									

² Dr. Lotes Nelson, Assistant Professor, at the Charlotte Campus resigned effective 07/28/2016. Per direction of the VPAA, an Assistant/Associate Professor Search Committee has been formed. Vacancy is anticipated to be filled by 12/31/2017.

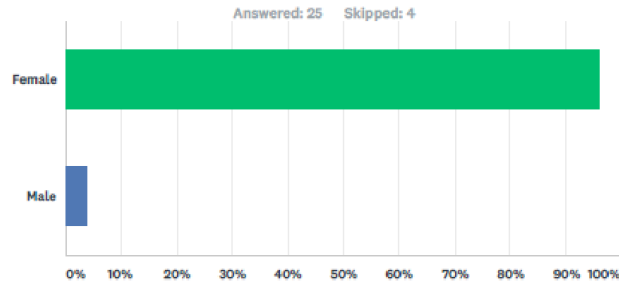
³ Approximately 33% of graduates responded to alumni survey (opened 08/08/2017). 80% of respondents have taken and passed the National Counselors Examination (NCE).

⁴ Two (2) respondents are awaiting final board approval.

NCC-2	
--------------	--

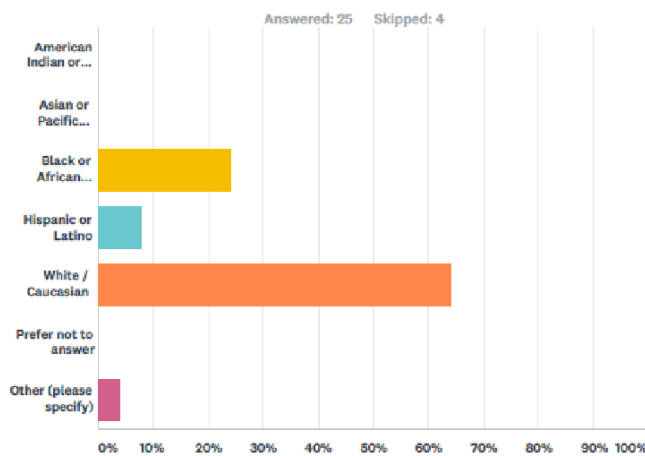
Demographics of Respondents to Current Student Survey (August 2017)

Q2 What is your gender?



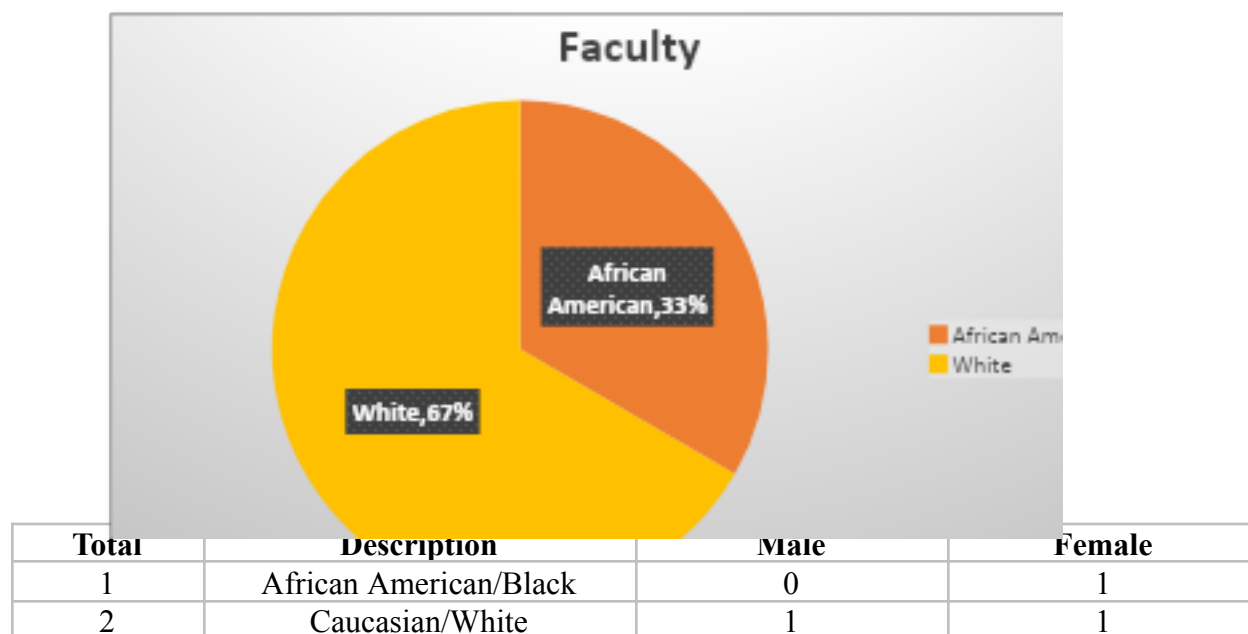
Answer Choices	Responses	
Female	96.00%	24
Male	4.00%	1
TOTAL		25

Q3 What is your ethnicity? (Please select all that apply.)



Answer Choices	Responses	
American Indian or Alaskan Native	0.00%	0
Asian or Pacific Islander	0.00%	0
Black or African American	24.00%	6
Hispanic or Latino	8.00%	2
White / Caucasian	64.00%	16
Prefer not to answer	0.00%	0
Other (please specify)	4.00%	1
Total Respondents: 25		

Faculty Demographics (August 2017)



Total full time faculty (DOES NOT include adjunct or affiliate faculty)