



Montreat College 2017-2018 Assessment Report

Prepared by the Office of Academic Affairs
and the Director of Institutional Assessment

Table of Contents

Structure of Departments for Assessment Reporting	Pg. 2
Montreat College Educational Objectives 2017-2018	Pg. 4
Montreat College Strategic Plan 2017-2018 Draft	Pg. 5
Executive Summary	Pg. 6

Department Assessment Reports

Department Major	<u>School of Arts and Sciences</u> Minor	Associates Degree
		Arts Science
Bible and Ministry		
Bible and Theology	Philosophy & Worldviews	
Christian Ministries	Bible and Theology	
Interdisciplinary Studies	Christian Ministries	
Outdoor Ministry	Interdisciplinary Studies	
Worship Arts	Leadership	
	Outdoor Ministry	
	Worship Arts	
	Youth and Family Ministry	
Business		
Business Administration	Business Administration	
Music Business	Music Business	
Cybersecurity		
Cybersecurity	Cybersecurity	
Education		
Educational Studies		
Elementary Education		
Outdoor Education	Outdoor Education	
English, Communication, and Language		
English	English	
	Spanish	
Communication	Communication	
Fine Arts		
Music	Art	
Theatre	Music	
	Theatre	
History		
American Studies		
History	History	
Honors Program		
Natural Sciences		
Biology	Chemistry	
	Biology	

Department	Minor	Associates Degree
Major		
Environmental Science	Environmental Science	
Exercise Science		
Health Science	Physical Education	
Psychology and Human Services		
Psychology and Human Services	Adventure-Based Counseling	
	Psychology and Human Services	
<u>School of Adult and Graduate Studies</u>		Business
		General Studies
Bible and Ministry		
Bible and Religion		
Preaching and Evangelism		
Business		
Business Administration		
Human Resource Management		
Management		
Marketing		
Cybersecurity		
Cybersecurity		
Psychology & Human Services		
Psychology & Human Services		
Master's Programs		
Clinical Mental Health Counseling		
Management & Leadership		
Business Administration		
<u>Administrative and Educational Support Units Reports</u>		
Academic Affairs		
Admissions		
Adult and Graduate Studies		
Advancement		
Athletics		
Auxiliary Services		
Bookstore Business Office		
Business Office		
Information Technology		
Marketing and Communication		
Registrar		
Student Financial Services		
Student Services		
Team and Leadership Center		
The Thrive Center		



Montreat College Education Objectives (2017-2018)

The educational goals of the College (aligned with the 3 Pillars of the Montreat College Mission) are that students will develop the following:

1. Intellectual inquiry

- 1.1. Effective written and oral communication skills.
- 1.2. Critical thinking and problem-solving skills.
- 1.3. Essential computer information systems skills.
- 1.4. Competency in their academic majors.

2. Spiritual formation

An informed, biblical worldview that includes the following:

- 2.1. The sovereignty of God over all creation and knowledge.
- 2.2. A lifestyle of Christian service to others and the community.
- 2.3. The recognition of the intrinsic worth of self and all persons.
- 2.4. A genuine critical openness to the ideas and beliefs of others.
- 2.5. The formation of values and ethical reasoning.
- 2.6. An appreciation for what is beautiful, true, and good in the arts and literature.
- 2.7. A respect for and attitude of stewardship toward the whole of creation.
- 2.8. An understanding of the past and its interconnectedness with the present and future.

3. Preparation for Calling and Career

- 3.1. Interpersonal and team skills and an understanding and appreciation of their personal strengths and weaknesses.
- 3.2. Dispositions toward reflective and responsible citizenship needed to fulfill callings as effective leaders and committed laity.



Montreat College Strategic Plan 2017-2018 Draft

Montreat College Mission

“Montreat College is an independent, Christ-centered, Liberal arts institution that educates students through intellectual inquiry, Spiritual formation, and preparation for calling and career, all to impact the world for Jesus Christ.”

Objective #1

- A. Intellectual Inquiry
 - a. Academic Programs
 - i. Science: Health/Natural sciences
 - ii. Technology: Cybersecurity
 - iii. Honors: Great books/big questions (moving towards an Honors College)
 - iv. Business: rebuild and expand programs
 - b. Academic Competitive teams
- B. Spiritual Formation
 - a. Dean of Spiritual Formation
 - b. Assess freshman through senior development
 - c. Identify development
 - d. Worldview in curriculum/co-curriculum
- C. Calling and Career
 - a. Internship Growth
 - b. Expand delivery of self-assessment
 - c. Increase job Prospects for graduates
 - d. Engage alumni network

Objective #2

- A. Strengthen the Model
 - a. Enrollment growth
 - i. Grow enrollment in SAS and AGS
 - ii. Grow retention in SAS (roughly 60-70% freshman to sophomore fall-fall) and AGS
 - b. Catalyze regional economy
 - i. Entrepreneurship
 - ii. Commercialization, not incubation
 - iii. Medlaunch
 - 1. Health Science
 - iv. CyberLaunch
 - 1. Cyber consultant
 - 2. Regional training center
 - v. Expand camp/conference footprint
 - c. Increase and expand gift income
 - i. Expand donor base
 - ii. Programmatic funding
 - iii. Capital funding
 - iv. Endowment growth

Findings in Brief for 2017-2018 Academic Year

Academic programs, Administrative units, and Academic Support units establish assessment plans annually that provide evidence of progress towards achieving Educational Objectives (E.O.) and Strategic Plan Objectives (S.P.O.) in the form of discrete measurements. The College Educational Objectives are provided on the back of this brief. Programs and units measure a subset of the E.O. and S.P.O. each academic year. Below is a list of successes and missed opportunities that summarizes the full assessment report (161 pages).

Successes

- 48 SAS programs assessed of 12 of the 14 Montreat College E.O.
 - a total of 89 measures reported across all programs
 - 71% provided evidence that the E.O. had been achieved or exceeded
 - 26 plans were developed to improve progress towards E.O. for next year
- 11 AGS programs assessed of 5 of the 14 Montreat College E.O.
 - a total of 20 measures reported across all programs
 - 60% provided evidence that the E.O. had been achieved or exceeded
 - 8 plans were developed to improve progress towards E.O. for next year
- Of the 12 E.O. assessed, at least 1 measurement was achieved (100%)
- 15 Administrative and Academic Support Units assessed 16 of the Montreat S.P.O.
 - a total of 133 measures reported across all programs
 - 70% provided evidence that the S.P.O. had been achieved or exceeded
 - 49 plans were developed to improve progress towards S.P.O. next year

Missed Opportunities

- 29% of the SAS measures provided evidence that the E.O. had not been achieved
- 40% of the AGS measures provided evidence that the E.O. had not been achieved
- 30% of the Administrative and Academic Support measures provided evidence that the S.P.O. had not been achieved.

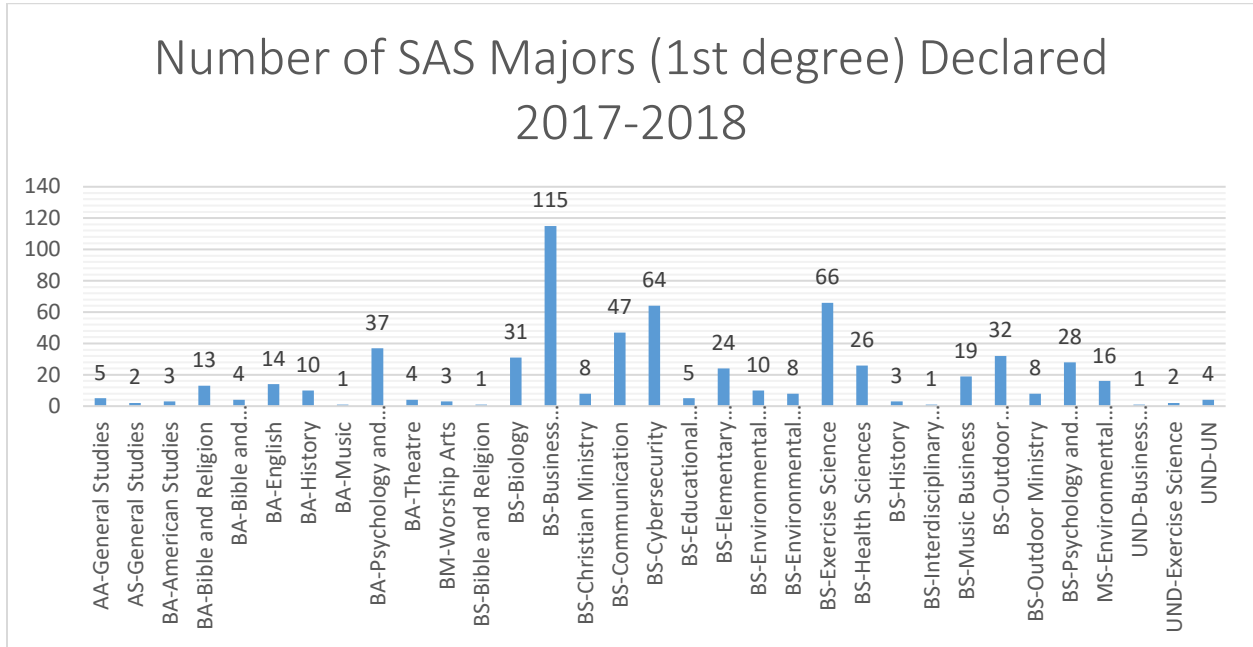
Note: For each of the measurements represented above, a plan has been developed for improving progress towards that goal next year.

Executive Summary

Academic Programs

Figure 1 below provides a breakdown of the number of students in the School of Arts and Sciences (SAS) who declared first major in each academic program.

Figure 1.



Note: UND = undeclared

Figure 2 below provides a breakdown of the number of students in the School of Adult and Graduate Studies (AGS) who declared first major in each academic program.

Figure 2.

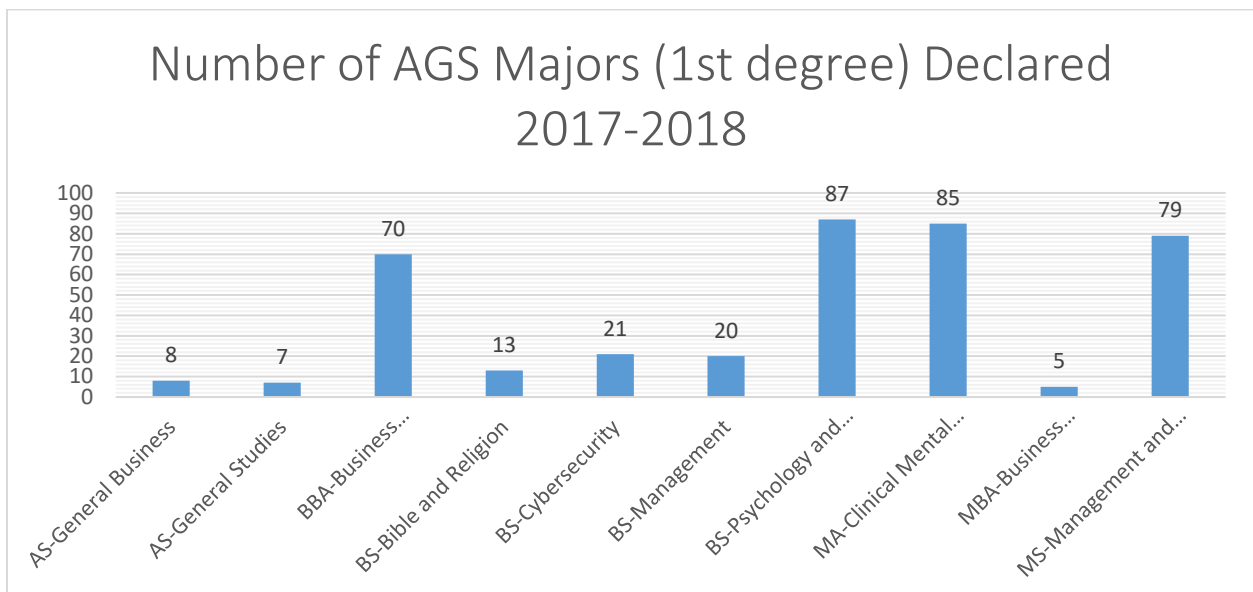


Figure 3 below provides a breakdown of the number of students in SAS graduating from each program.

Figure 3.

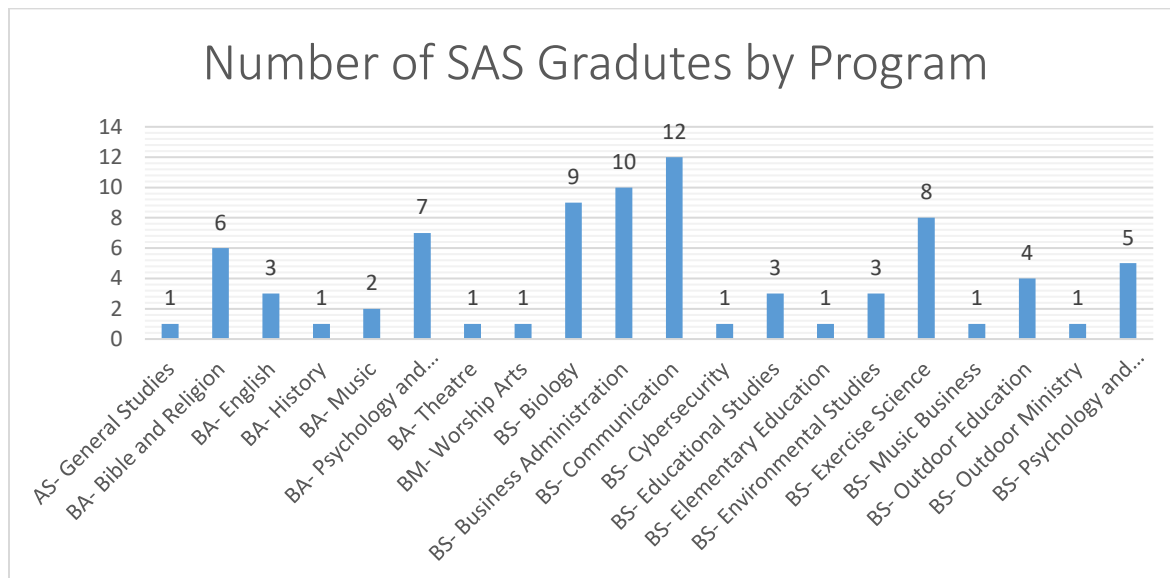
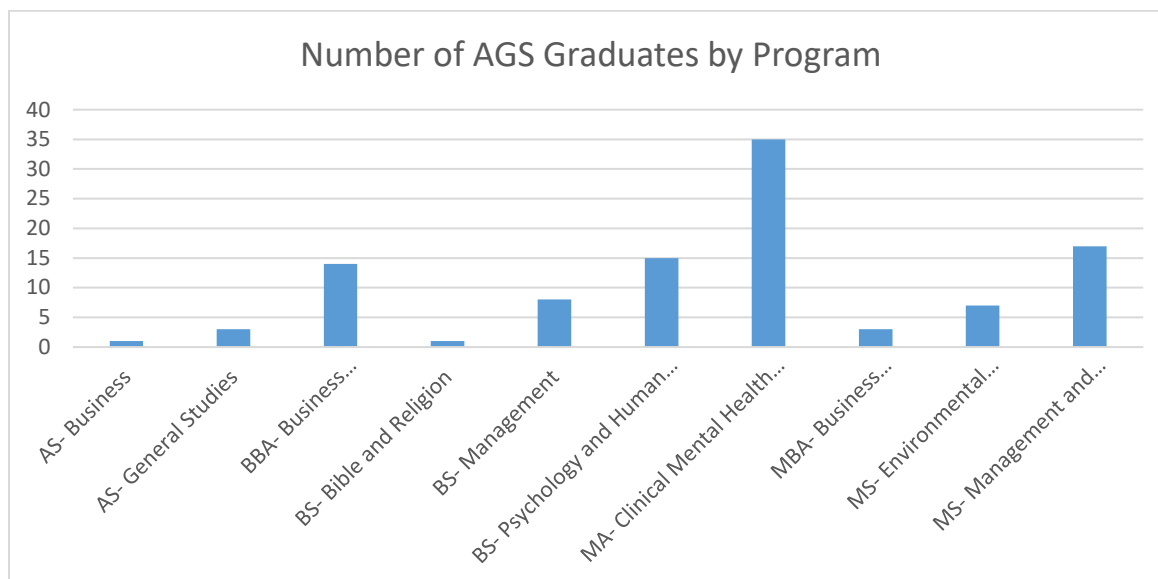


Figure 4 below provides a breakdown of the number of students in AGS graduating from each program.

Figure 4.



In the 2017-2018 Academic Year 48 SAS programs conducted assessments of 12 of the 14 Montreat College Educational Objectives (E.O.). The 2 E.O. not assessed by any program were 2.7. A respect for and attitude of stewardship toward the whole of creation and 3.2. Dispositions toward reflective and responsible citizenship needed to fulfill callings as effective leaders and committed laity. The other 12 E.O. were assessed a total of 48 times collectively. The number of

SAS programs assessing each E.O. are presented below in Figure 5. Each program used various measures as evidence of progress towards to achieving each E.O., with a total of 89 measures reported across all programs. Of the total measures reported by programs, 71% provided evidence that the E.O. had been achieved or exceeded, and 29% of the measures provided evidence that the E.O. had not been achieved. In every case where a measure did not reach the acceptable benchmark measurements set by the program, a plan was developed to address the weakness next year (N = 26). The measures for each E.O. are presented below in Figure 6.

Figure 5.

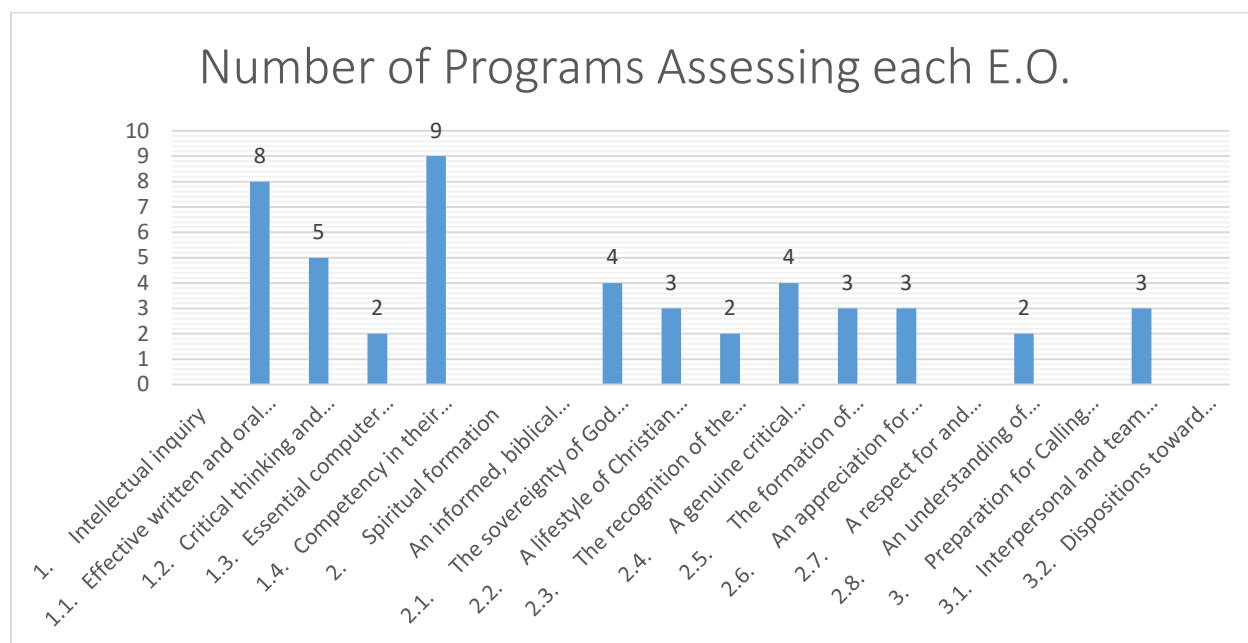
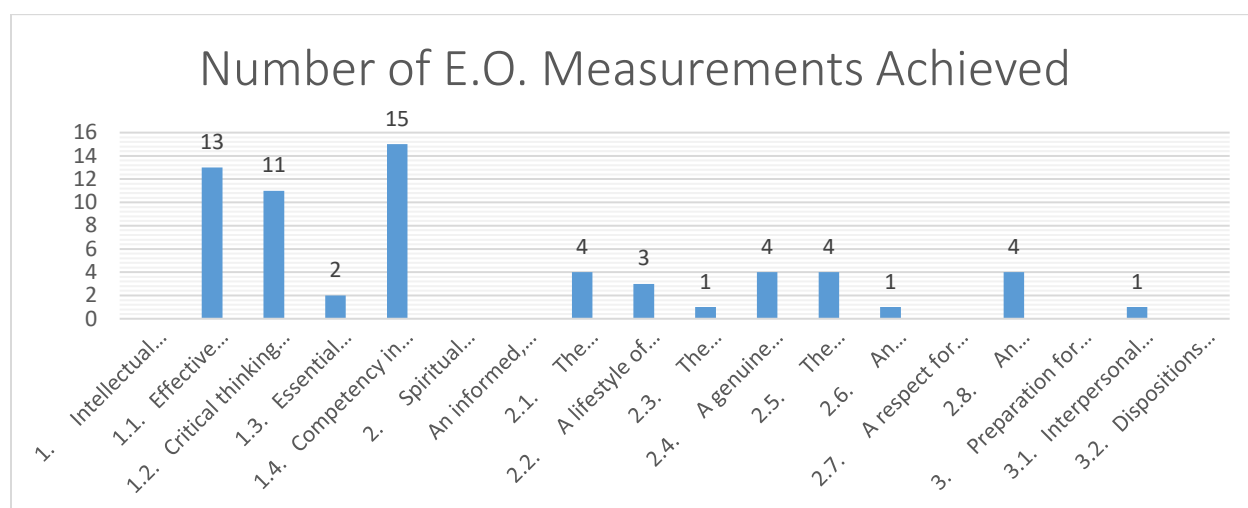


Figure 6.



In the 2017-2018 Academic Year 11 AGS programs conducted assessments of 5 of the 14 Montreat College Educational Objectives (E.O.). The 5 E.O. were assessed a total of 11 times collectively. The number of SAS programs assessing each E.O. are presented below in Figure 7. Each program used various measures as evidence of progress towards to achieving each E.O.,

with a total of 20 measures reported across all programs. Of the total measures reported by programs, 60% provided evidence that the E.O. had been achieved or exceeded, and 40% of the measures provided evidence that the E.O. had not been achieved. In every case where a measure did not reach the acceptable benchmark measurements set by the program, a plan was developed to address the weakness next year (N = 8). The measures for each E.O. are presented below in Figure 8.

Figure 7.

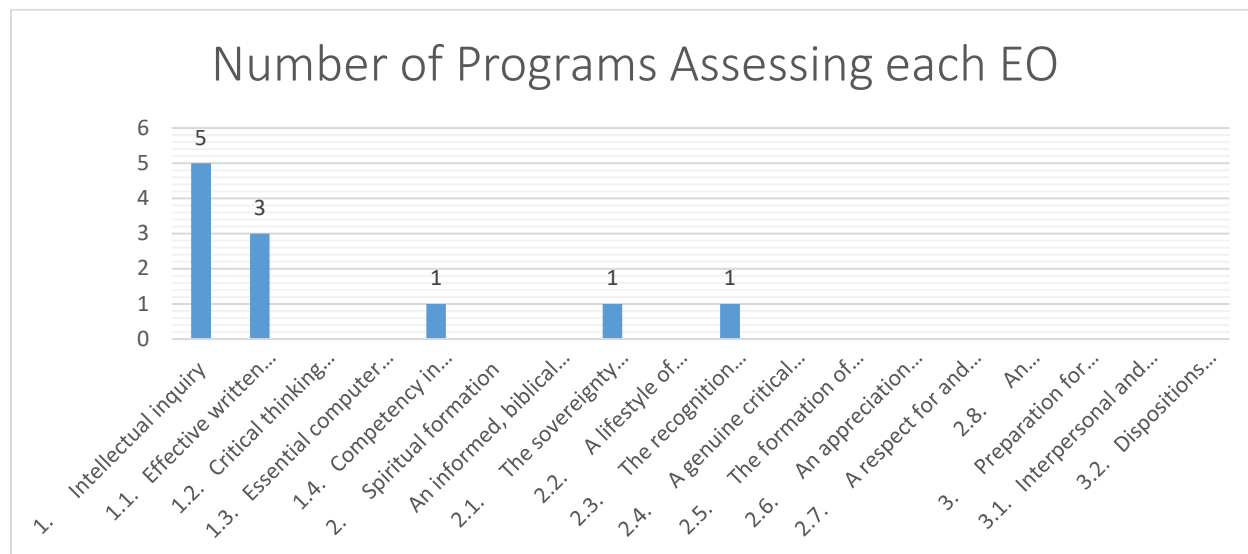
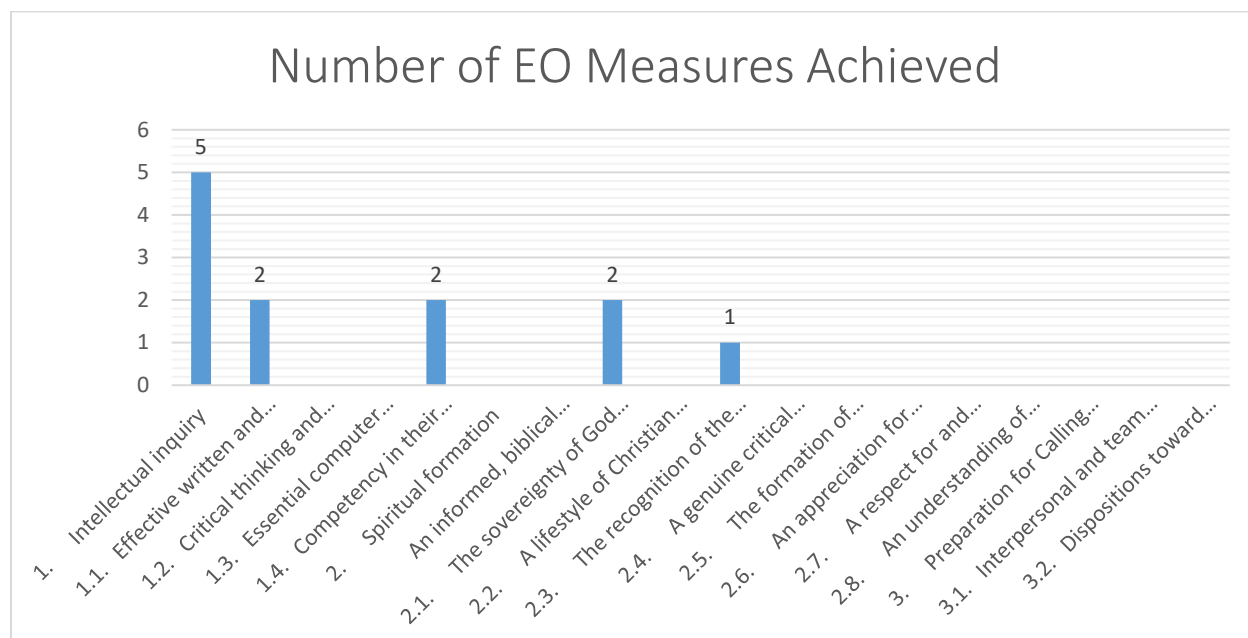


Figure 8.



Administrative and Academic Support Units

In the 2017-2018 Academic Year 15 Administrative and Academic Support Units conducted assessments of 16 of the Montreat Strategic Plan Objectives (S.P.O.). The 16 S.P.O. were assessed a total of 80 times collectively. The number of Administrative and Academic Support Units assessing each S.P.O. are presented below in Figure 9. Each unit used various measures as evidence of progress towards to achieving each S.P.O., with a total of 133 measures reported across all programs. Of the total measures reported by units, 70% provided evidence that the S.P.O. had been achieved or exceeded, and 30% of the measures provided evidence that the S.P.O. had not been achieved. In every case where a measure did not reach the acceptable benchmark measurements set by the program, a plan was developed to address the weakness next year (N = 49). The measures for each S.P.O. are presented below in Figure 10.

Figure 9.

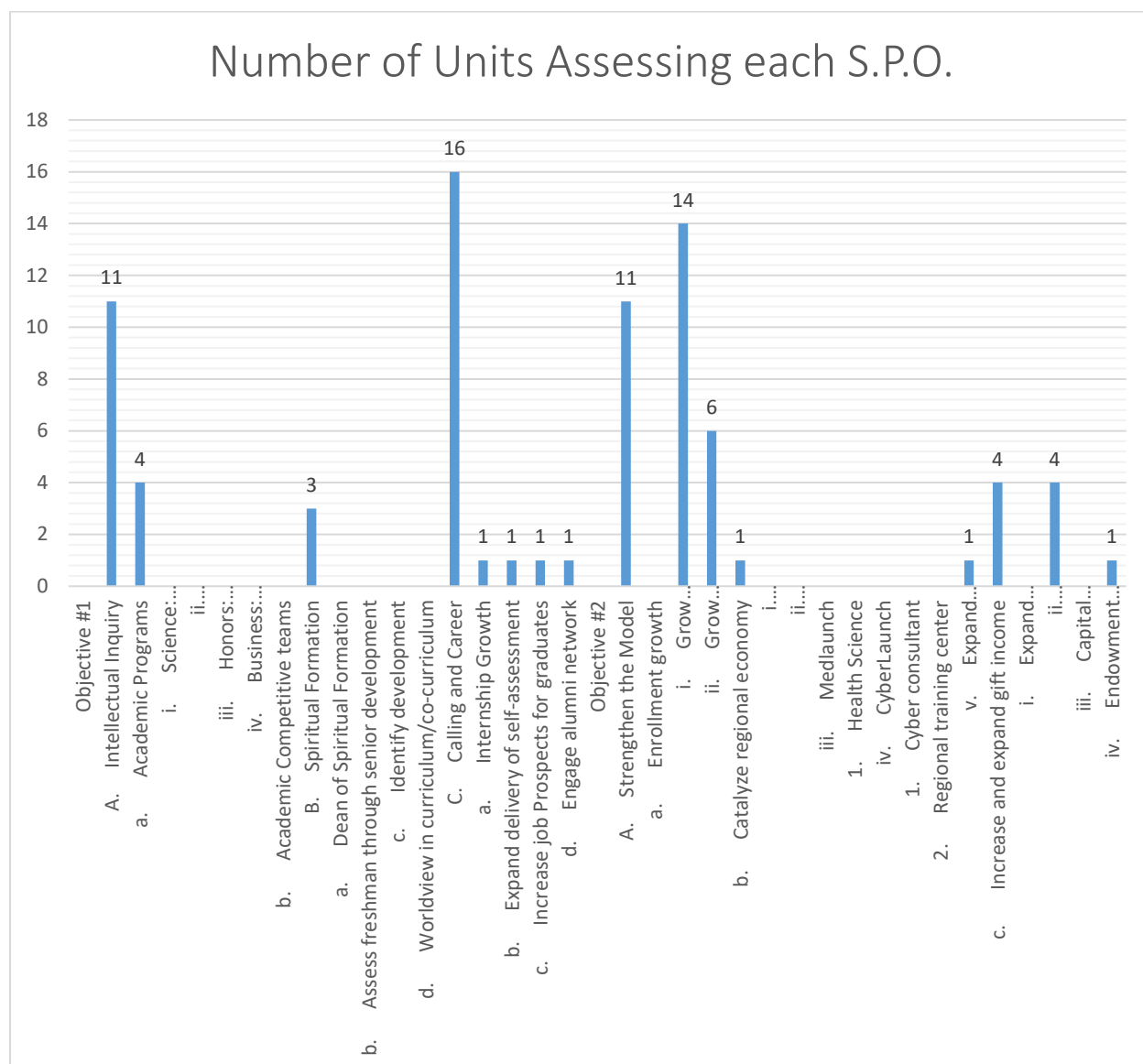


Figure 10.

